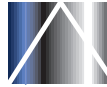


A-1 METAL PRODUCTS

*Sheet Metal Fabrication
for the Industry & Trade*

**A-1 Metal Products Inc.**

2707 Supply Avenue
Commerce CA 90040
323-721-3334
www.a1metalproducts.com

PRODUCT INDEX**LOUVERS**

SQUARE TOP LOUVERS	1-4
REMOVABLE ACCESS LOUVERS	5
HEXAGON & OCTAGON LOUVERS	6
ROUND LOUVERS	7-8
HALF ROUND LOUVERS	9-10
HALF ROUND TOP LOUVERS	11-12
TRI TOP LOUVERS	13-14
TRIANGLE LOUVERS	15-16

VENTS & SCREENS

STAMPED FOUNDATION VENTS	17
FOUNDATION SCREEN VENTS	17
SOFFIT VENTS	17
RAFTER VENTS	17
DRYER VENTS	17
SIDE WALL CAPS	18
FOUNDATION CRAWL-HOLE DOORS	18
FRAMES/DOORS	18
TUB ACCESS DOORS	18

ROOF DORMERS

DORMER LOUVERS	19
LOW PROFILE COMBUSTION DORMER	19
SUB FLASHING	19
FLAT COMBUSTION AIR JACKS	19

PIPE FLASHINGS

ROOF FLASHING	20
---------------	----

FLASHINGS & EDGING

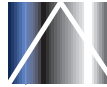
DRIP EDGE/ANGLE	21
Z-BAR	21
GRAVEL GUARD	21
DIATO DECK	22
FLAT DIATO	22
BASE SCREED	22
SADDLE STOCK	22
"W" VALLEY FLASHING	22
TILE PAN	23
ROOF TO WALL	22

AIR PRODUCTS/H.V.A.C.

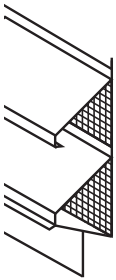
ADJUSTABLE ELBOWS	24
K.D. PIPE	24
VENT PIPE	24
BOOT STRAIGHT	24
BOOT STACK	24
RISER PIPE ELBOWS	24
RISER PIPE	24
FLEXIBLE ALUMINUM DUCT COMP.	24
SHINGLES	25
ROLL VALLEY	25
HARDWARE CLOTH	25
PITCH POCKETS	25
ROOF JACKS STAND. BASE	26
SQUARE ROOF JACKS	26
ROOF JACKS FHA BASE	26

GUTTER & ACCESSORIES

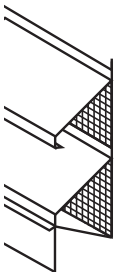
M5 GUTTER	27
FACIA GUTTER	27
K GUTTER	27
HALF ROUND SINGLE BEAD	28
GUTTER END CAPS	29
GUTTER MITERS	29
GUTTER HANGERS	29
GUTTER RODS & NUTS	30
GUTTER OUTLETS	30
GUTTER SPIKES	30
GUTTER FERRULES	30
DOWNSPOUTS	31
CONDUCTOR ELBOWS SOLID	31
RECT. DOWNSPOUT ELBOWS	31
ROUND CONDUCTOR PIPE	32
LEADER HEADS	32
SCUPPERS	32



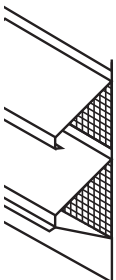
PART NO.	DESCRIPTION	FLANGE	FINISH
LOUVER SQUARE TOP			
14 X 9			
GL1491	LOUVER 14X9	PLASTER GROUND	GALV.
GL1491B	LOUVER 14X9	PLASTER GROUND	BDZ
GL1492	LOUVER 14X9	FLANGE ON BACK	GALV.
GL1492B	LOUVER 14X9	FLANGE ON BACK	BDZ
GL1493	LOUVER 14X9	FLANGE ON FRONT	GALV.
GL1493B	LOUVER 14X9	FLANGE ON FRONT	BDZ
14 X 12			
GL14121	LOUVER 14X12	PLASTER GROUND	GALV.
GL14121B	LOUVER 14X12	PLASTER GROUND	BDZ
GL14122	LOUVER 14X12	FLANGE ON BACK	GALV.
GL14122B	LOUVER 14X12	FLANGE ON BACK	BDZ
GL14123	LOUVER 14X12	FLANGE ON FRONT	GALV.
GL14123B	LOUVER 14X12	FLANGE ON FRONT	BDZ
14 X 14			
GL14141	LOUVER 14X14	PLASTER GROUND	GALV.
GL14141B	LOUVER 14X14	PLASTER GROUND	BDZ
GL14142	LOUVER 14X14	FLANGE ON BACK	GALV.
GL14142B	LOUVER 14X14	FLANGE ON BACK	BDZ
GL14143	LOUVER 14X14	FLANGE ON FRONT	GALV.
GL14143B	LOUVER 14X14	FLANGE ON FRONT	BDZ
14 X 18			
GL14181	LOUVER 14X18	PLASTER GROUND	GALV.
GL14181B	LOUVER 14X18	PLASTER GROUND	BDZ
GL14182	LOUVER 14X18	FLANGE ON BACK	GALV.
GL14182B	LOUVER 14X18	FLANGE ON BACK	BDZ
GL14183	LOUVER 14X18	FLANGE ON FRONT	GALV.
GL14183B	LOUVER 14X18	FLANGE ON FRONT	BDZ
14 X 24			
GL14241	LOUVER 14X24	PLASTER GROUND	GALV.
GL14241B	LOUVER 14X24	PLASTER GROUND	BDZ
GL14242	LOUVER 14X24	FLANGE ON BACK	GALV.
GL14242B	LOUVER 14X24	FLANGE ON BACK	BDZ
GL14243	LOUVER 14X24	FLANGE ON FRONT	GALV.
GL14243B	LOUVER 14X24	FLANGE ON FRONT	BDZ
14 X 30			
GL14301	LOUVER 14X30	PLASTER GROUND	GALV.
GL14301B	LOUVER 14X30	PLASTER GROUND	BDZ
GL14302	LOUVER 14X30	FLANGE ON BACK	GALV.
GL14302B	LOUVER 14X30	FLANGE ON BACK	BDZ
GL14303	LOUVER 14X30	FLANGE ON FRONT	GALV.
GL14303B	LOUVER 14X30	FLANGE ON FRONT	BDZ



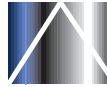
PG
7/8" Plaster Ground



FF
Flange On Front



FOB
Flange On Back



PART NO. DESCRIPTION FLANGE FINISH

LOUVER SQUARE TOP



14 X 36

GL14361	LOUVER 14X36	PLASTER GROUND	GALV.
GL14361B	LOUVER 14X36	PLASTER GROUND	BDZ
GL14362	LOUVER 14X36	FLANGE ON BACK	GALV.
GL14362B	LOUVER 14X36	FLANGE ON BACK	BDZ
GL14363	LOUVER 14X36	FLANGE ON FRONT	GALV.
GL14363B	LOUVER 14X36	FLANGE ON FRONT	BDZ

14 X 48

GL14481	LOUVER 14X48	PLASTER GROUND	GALV.
GL14481	LOUVER 14X48	PLASTER GROUND	BDZ
GL14482	LOUVER 14X48	FLANGE ON BACK	GALV.
GL14482B	LOUVER 14X48	FLANGE ON BACK	BDZ
GL14483	LOUVER 14X48	FLANGE ON FRONT	GALV.
GL14483B	LOUVER 14X48	FLANGE ON FRONT	BDZ

12 X 12

GL12121	LOUVER 12X12	PLASTER GROUND	GALV.
GL12121B	LOUVER 12X12	PLASTER GROUND	BDZ
GL12122	LOUVER 12X12	FLANGE ON BACK	GALV.
GL12122B	LOUVER 12X12	FLANGE ON BACK	BDZ
GL12123	LOUVER 12X12	FLANGE ON FRONT	GALV.
GL12123B	LOUVER 12X12	FLANGE ON FRONT	BDZ

12 X 14

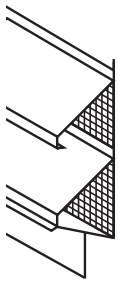
GL12141	LOUVER 12X14	PLASTER GROUND	GALV.
GL12141B	LOUVER 12X14	PLASTER GROUND	BDZ
GL12142	LOUVER 12X14	FLANGE ON BACK	GALV.
GL12142B	LOUVER 12X14	FLANGE ON BACK	BDZ
GL12143	LOUVER 12X14	FLANGE ON FRONT	GALV.
GL12143B	LOUVER 12X14	FLANGE ON FRONT	BDZ

12 X 18

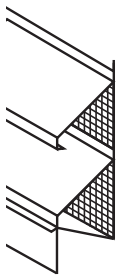
GL12181	LOUVER 12X18	PLASTER GROUND	GALV.
GL12181B	LOUVER 12X18	PLASTER GROUND	BDZ
GL12182	LOUVER 12X18	FLANGE ON BACK	GALV.
GL12182B	LOUVER 12X18	FLANGE ON BACK	BDZ
GL12183	LOUVER 12X18	FLANGE ON FRONT	GALV.
GL12183B	LOUVER 12X18	FLANGE ON FRONT	BDZ

12 X 24

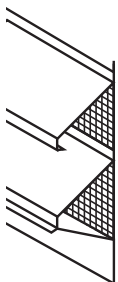
GL12241	LOUVER 12X24	PLASTER GROUND	GALV.
GL12241B	LOUVER 12X24	PLASTER GROUND	BDZ
GL12242	LOUVER 12X24	FLANGE ON BACK	GALV.
GL12242B	LOUVER 12X24	FLANGE ON BACK	BDZ
GL12243	LOUVER 12X24	FLANGE ON FRONT	GALV.
GL12243B	LOUVER 12X24	FLANGE ON FRONT	BDZ



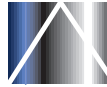
PG
7/8" Plaster Ground



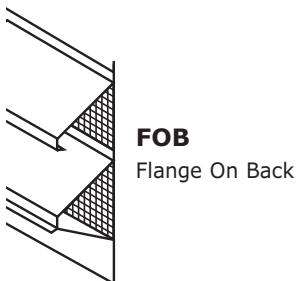
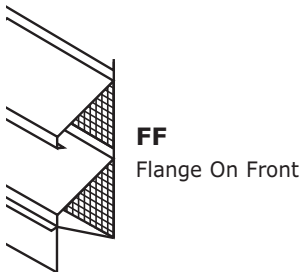
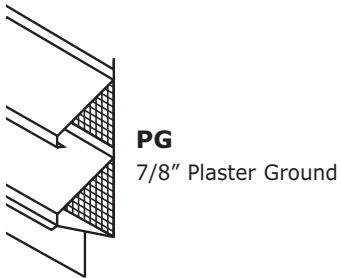
FF
Flange On Front

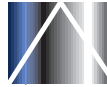


FOB
Flange On Back



PART NO.	DESCRIPTION	FLANGE	FINISH
LOUVER SQUARE TOP			
18 X 18			
GL18181	LOUVER 18X18	PLASTER GROUND	GALV.
GL18181B	LOUVER 18X18	PLASTER GROUND	BDZ
GL18182	LOUVER 18X18	FLANGE ON BACK	GALV.
GL18182B	LOUVER 18X18	FLANGE ON BACK	BDZ
GL18183	LOUVER 18X18	FLANGE ON FRONT	GALV.
GL18183B	LOUVER 18X18	FLANGE ON FRONT	BDZ
18 X 24			
GL18241	LOUVER 18X24	PLASTER GROUND	GALV.
GL18241B	LOUVER 18X24	PLASTER GROUND	BDZ
GL18242	LOUVER 18X24	FLANGE ON BACK	GALV.
GL18242B	LOUVER 18X24	FLANGE ON BACK	BDZ
GL18243	LOUVER 18X24	FLANGE ON FRONT	GALV.
GL18243B	LOUVER 18X24	FLANGE ON FRONT	BDZ
18 X 30			
GL18301	LOUVER 18X30	PLASTER GROUND	GALV.
GL18301B	LOUVER 18X30	PLASTER GROUND	BDZ
GL18302	LOUVER 18X30	FLANGE ON BACK	GALV.
GL18302B	LOUVER 18X30	FLANGE ON BACK	BDZ
GL18303	LOUVER 18X30	FLANGE ON FRONT	GALV.
GL18303B	LOUVER 18X30	FLANGE ON FRONT	BDZ
24 X 24			
GL24241	LOUVER 24X24	PLASTER GROUND	GALV.
GL24241B	LOUVER 24X24	PLASTER GROUND	BDZ
GL24242	LOUVER 24X24	FLANGE ON BACK	GALV.
GL24242B	LOUVER 24X24	FLANGE ON BACK	BDZ
GL24243	LOUVER 24X24	FLANGE ON FRONT	GALV.
GL24243B	LOUVER 24X24	FLANGE ON FRONT	BDZ
24 X 36			
GL24361	LOUVER 24X36	PLASTER GROUND	GALV.
GL24361B	LOUVER 24X36	PLASTER GROUND	BDZ
GL24362	LOUVER 24X36	FLANGE ON BACK	GALV.
GL24362B	LOUVER 24X36	FLANGE ON BACK	BDZ
GL24363	LOUVER 24X36	FLANGE ON FRONT	GALV.
GL24363B	LOUVER 24X36	FLANGE ON FRONT	BDZ
24 X 48			
GL24481	LOUVER 24X48	PLASTER GROUND	GALV.
GL24481B	LOUVER 24X48	PLASTER GROUND	BDZ
GL24482	LOUVER 24X48	FLANGE ON BACK	GALV.
GL24482B	LOUVER 24X48	FLANGE ON BACK	BDZ
GL24483	LOUVER 24X48	FLANGE ON FRONT	GALV.
GL24483B	LOUVER 24X48	FLANGE ON FRONT	BDZ





PART NO. DESCRIPTION FLANGE FINISH

LOUVER SQUARE TOP



30 X 30

GL30301	LOUVER 30X30	PLASTER GROUND	GALV.
GL30301B	LOUVER 30X30	PLASTER GROUND	BDZ
GL30302	LOUVER 30X30	FLANGE ON BACK	GALV.
GL30302B	LOUVER 30X30	FLANGE ON BACK	BDZ
GL30303	LOUVER 30X30	FLANGE ON FRONT	GALV.
GL30303B	LOUVER 30X30	FLANGE ON FRONT	BDZ

30 X 36

GL30361	LOUVER 30X36	PLASTER GROUND	GALV.
GL30361B	LOUVER 30X36	PLASTER GROUND	BDZ
GL30362	LOUVER 30X36	FLANGE ON BACK	GALV.
GL30362B	LOUVER 30X36	FLANGE ON BACK	BDZ
GL30363	LOUVER 30X36	FLANGE ON FRONT	GALV.
GL30363B	LOUVER 30X36	FLANGE ON FRONT	BDZ

30 X 48

GL30481	LOUVER 30X48	PLASTER GROUND	GALV.
GL30481B	LOUVER 30X48	PLASTER GROUND	BDZ
GL30482	LOUVER 30X48	FLANGE ON BACK	GALV.
GL30482B	LOUVER 30X48	FLANGE ON BACK	BDZ
GL30483	LOUVER 30X48	FLANGE ON FRONT	GALV.
GL30483B	LOUVER 30X48	FLANGE ON FRONT	BDZ

36 X 36

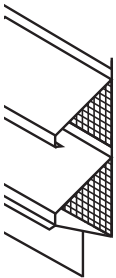
GL36361	LOUVER 36X36	PLASTER GROUND	GALV.
GL36361B	LOUVER 36X36	PLASTER GROUND	BDZ
GL36362	LOUVER 36X36	FLANGE ON BACK	GALV.
GL36362B	LOUVER 36X36	FLANGE ON BACK	BDZ
GL36363	LOUVER 36X36	FLANGE ON FRONT	GALV.
GL36363B	LOUVER 36X36	FLANGE ON FRONT	BDZ

36 X 48

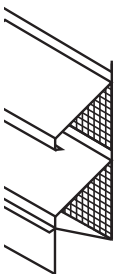
GL36481	LOUVER 36X48	PLASTER GROUND	GALV.
GL36481B	LOUVER 36X48	PLASTER GROUND	BDZ
GL36482	LOUVER 36X48	FLANGE ON BACK	GALV.
GL36482B	LOUVER 36X48	FLANGE ON BACK	BDZ
GL36483	LOUVER 36X48	FLANGE ON FRONT	GALV.
GL36483B	LOUVER 36X48	FLANGE ON FRONT	BDZ

48 X 48

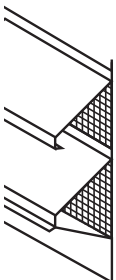
GL48481	LOUVER 48X48	PLASTER GROUND	GALV.
GL48481B	LOUVER 48X48	PLASTER GROUND	BDZ
GL48482	LOUVER 48X48	FLANGE ON BACK	GALV.
GL48482B	LOUVER 48X48	FLANGE ON BACK	BDZ
GL48483	LOUVER 48X48	FLANGE ON FRONT	GALV.
GL48483B	LOUVER 48X48	FLANGE ON FRONT	BDZ



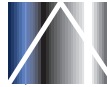
PG
7/8" Plaster Ground



FF
Flange On Front



FOB
Flange On Back



PART NO. DESCRIPTION FLANGE FINISH

LOUVERS REMOVABLE ACCESS



18 X 24

GLR18241	LOUVER 18X24	PLASTER GROUND	GALV.
GLR18241B	LOUVER 18X24	PLASTER GROUND	BDZ
GLR18242	LOUVER 18X24	FLANGE ON BACK	GALV.
GLR18242B	LOUVER 18X24	FLANGE ON BACK	BDZ
GLR18243	LOUVER 18X24	FLANGE ON FRONT	GALV.
GLR18243B	LOUVER 18X24	FLANGE ON FRONT	BDZ

22 X 30

GLR22301	LOUVER 22X30	PLASTER GROUND	GALV.
GLR22301B	LOUVER 22X30	PLASTER GROUND	BDZ
GLR22302	LOUVER 22X30	FLANGE ON BACK	GALV.
GLR22302B	LOUVER 22X30	FLANGE ON BACK	BDZ
GLR22303	LOUVER 22X30	FLANGE ON FRONT	GALV.
GLR22303B	LOUVER 22X30	FLANGE ON FRONT	BDZ

24 X 24

GLR24241	LOUVER 24X24	PLASTER GROUND	GALV.
GLR24241B	LOUVER 24X24	PLASTER GROUND	BDZ
GLR24242	LOUVER 24X24	FLANGE ON BACK	GALV.
GLR24242B	LOUVER 24X24	FLANGE ON BACK	BDZ
GLR24243	LOUVER 24X24	FLANGE ON FRONT	GALV.
GLR24243B	LOUVER 24X24	FLANGE ON FRONT	BDZ

24 X 36

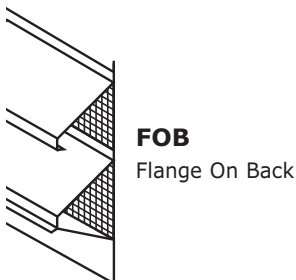
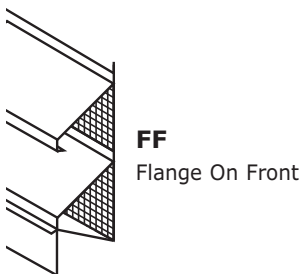
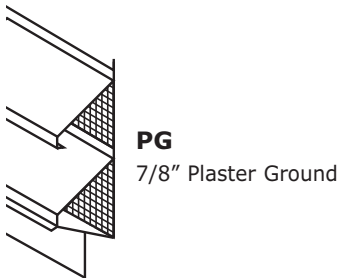
GLR24361	LOUVER 24X36	PLASTER GROUND	GALV.
GLR24361B	LOUVER 24X36	PLASTER GROUND	BDZ
GLR24362	LOUVER 24X36	FLANGE ON BACK	GALV.
GLR24362B	LOUVER 24X36	FLANGE ON BACK	BDZ
GLR24363	LOUVER 24X36	FLANGE ON FRONT	GALV.
GLR24363B	LOUVER 24X36	FLANGE ON FRONT	BDZ

30 X 30

GLR30301	LOUVER 30X30	PLASTER GROUND	GALV.
GLR30301B	LOUVER 30X30	PLASTER GROUND	BDZ
GLR30302	LOUVER 30X30	FLANGE ON BACK	GALV.
GLR30302B	LOUVER 30X30	FLANGE ON BACK	BDZ
GLR30303	LOUVER 30X30	FLANGE ON FRONT	GALV.
GLR3003B	LOUVER 30X30	FLANGE ON FRONT	BDZ

36 X 36

GLR36361	LOUVER 36X36	PLASTER GROUND	GALV.
GLR36361B	LOUVER 36X36	PLASTER GROUND	BDZ
GLR36362	LOUVER 36X36	FLANGE ON BACK	GALV.
GLR36362B	LOUVER 36X36	FLANGE ON BACK	BDZ
GLR36363	LOUVER 36X36	FLANGE ON FRONT	GALV.
GLR36363B	LOUVER 36X36	FLANGE ON FRONT	BDZ





PART NO. DESCRIPTION FLANGE FINISH

LOUVERS HEXAGON & OCTAGON

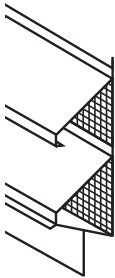


12"			
LHX121	HEXAGON 12"	PLASTER GROUND	GALV.
LHX121B	HEXAGON 12"	PLASTER GROUND	BDZ
LHX122	HEXAGON 12"	FLANGE ON BACK	GALV.
LHX122B	HEXAGON 12"	FLANGE ON BACK	BDZ
LHX123	HEXAGON 12"	FLANGE ON FRONT	GALV.
LHX123B	HEXAGON 12"	FLANGE ON FRONT	BDZ



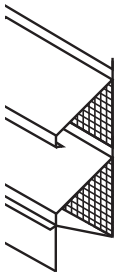
14"			
LHX141	HEXAGON 14"	PLASTER GROUND	GALV.
LHX141B	HEXAGON 14"	PLASTER GROUND	BDZ
LHX142	HEXAGON 14"	FLANGE ON BACK	GALV.
LHX142B	HEXAGON 14"	FLANGE ON BACK	BDZ
LHX143	HEXAGON 14"	FLANGE ON FRONT	GALV.
LHX143B	HEXAGON 14"	FLANGE ON FRONT	BDZ

16"			
LHX161	HEXAGON 16"	PLASTER GROUND	GALV.
LHX161B	HEXAGON 16"	PLASTER GROUND	BDZ
LHX162	HEXAGON 16"	FLANGE ON BACK	GALV.
LHX162B	HEXAGON 16"	FLANGE ON BACK	BDZ
LHX163	HEXAGON 16"	FLANGE ON FRONT	GALV.
LHX163B	HEXAGON 16"	FLANGE ON FRONT	BDZ



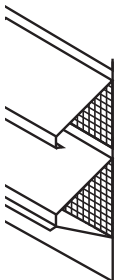
PG
7/8" Plaster Ground

18"			
LHX181	HEXAGON 18"	PLASTER GROUND	GALV.
LHX181B	HEXAGON 18"	PLASTER GROUND	BDZ
LHX182	HEXAGON 18"	FLANGE ON BACK	GALV.
LHX182B	HEXAGON 18"	FLANGE ON BACK	BDZ
LHX183	HEXAGON 18"	FLANGE ON FRONT	GALV.
LHX183B	HEXAGON 18"	FLANGE ON FRONT	BDZ



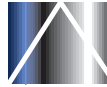
FF
Flange On Front

20"			
LHX201	HEXAGON 20"	PLASTER GROUND	GALV.
LHX201B	HEXAGON 20"	PLASTER GROUND	BDZ
LHX202	HEXAGON 20"	FLANGE ON BACK	GALV.
LHX202B	HEXAGON 20"	FLANGE ON BACK	BDZ
LHX203	HEXAGON 20"	FLANGE ON FRONT	GALV.
LHX203B	HEXAGON 20"	FLANGE ON FRONT	BDZ



FOB
Flange On Back

24"			
LHX241	HEXAGON 24"	PLASTER GROUND	GALV.
LHX241B	HEXAGON 24"	PLASTER GROUND	BDZ
LHX242	HEXAGON 24"	FLANGE ON BACK	GALV.
LHX242B	HEXAGON 24"	FLANGE ON BACK	BDZ
LHX243	HEXAGON 24"	FLANGE ON FRONT	GALV.
LHX243B	HEXAGON 24"	FLANGE ON FRONT	BDZ



PART NO. DESCRIPTION FLANGE FINISH

LOUVER ROUND

12" ROUND

LR121	LOUVER ROUND 12"	PLASTER GROUND	GALV.
LR121B	LOUVER ROUND 12"	PLASTER GROUND	BDZ
LR122	LOUVER ROUND 12"	FLANGE ON BACK	GALV.
LR122B	LOUVER ROUND 12"	FLANGE ON BACK	BDZ
LR123	LOUVER ROUND 12"	FLANGE ON FRONT	GALV.
LR123B	LOUVER ROUND 12"	FLANGE ON FRONT	BDZ

14" ROUND

LR141	LOUVER ROUND 14"	PLASTER GROUND	GALV.
LR141B	LOUVER ROUND 14"	PLASTER GROUND	BDZ
LR1412	LOUVER ROUND 14"	FLANGE ON BACK	GALV.
LR142B	LOUVER ROUND 14"	FLANGE ON BACK	BDZ
LR143	LOUVER ROUND 14"	FLANGE ON FRONT	GALV.
LR143B	LOUVER ROUND 14"	FLANGE ON FRONT	BDZ

16" ROUND

LR161	LOUVER ROUND 16"	PLASTER GROUND	GALV.
LR161B	LOUVER ROUND 16"	PLASTER GROUND	BDZ
LR162	LOUVER ROUND 16"	FLANGE ON BACK	GALV.
LR162B	LOUVER ROUND 16"	FLANGE ON BACK	BDZ
LR163	LOUVER ROUND 16"	FLANGE ON FRONT	GALV.
LR163B	LOUVER ROUND 16"	FLANGE ON FRONT	BDZ

18" ROUND

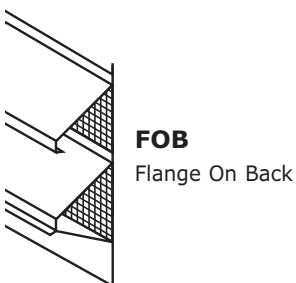
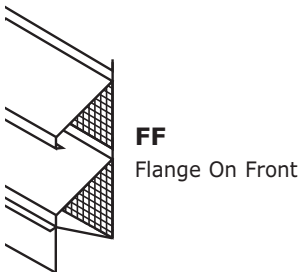
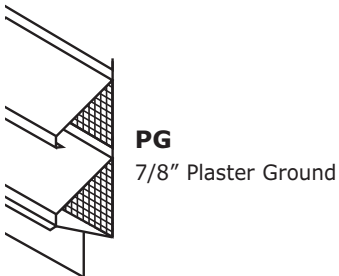
LR181	LOUVER ROUND 18"	PLASTER GROUND	GALV.
LR181B	LOUVER ROUND 18"	PLASTER GROUND	BDZ
LR182	LOUVER ROUND 18"	FLANGE ON BACK	GALV.
LR182B	LOUVER ROUND 18"	FLANGE ON BACK	BDZ
LR183	LOUVER ROUND 18"	FLANGE ON FRONT	GALV.
LR183B	LOUVER ROUND 18"	FLANGE ON FRONT	BDZ

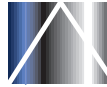
20" ROUND

LR201	LOUVER ROUND 20"	PLASTER GROUND	GALV.
LR201B	LOUVER ROUND 20"	PLASTER GROUND	BDZ
LR202	LOUVER ROUND 20"	FLANGE ON BACK	GALV.
LR202B	LOUVER ROUND 20"	FLANGE ON BACK	BDZ
LR203	LOUVER ROUND 20"	FLANGE ON FRONT	GALV.
LR203B	LOUVER ROUND 20"	FLANGE ON FRONT	BDZ

24" ROUND

LR241	LOUVER ROUND 24"	PLASTER GROUND	GALV.
LR241B	LOUVER ROUND 24"	PLASTER GROUND	BDZ
LR242	LOUVER ROUND 24"	FLANGE ON BACK	GALV.
LR242B	LOUVER ROUND 24"	FLANGE ON BACK	BDZ
LR243	LOUVER ROUND 24"	FLANGE ON FRONT	GALV.
LR243B	LOUVER ROUND 24"	FLANGE ON FRONT	BDZ





PART NO. DESCRIPTION FLANGE FINISH

LOUVERS ROUND

30" ROUND



LR301	LOUVER ROUND 30"	PLASTER GROUND	GALV.
LR301B	LOUVER ROUND 30"	PLASTER GROUND	BDZ
LR302	LOUVER ROUND 30"	FLANGE ON BACK	GALV.
LR302B	LOUVER ROUND 30"	FLANGE ON BACK	BDZ
LR303	LOUVER ROUND 30"	FLANGE ON FRONT	GALV.
LR303B	LOUVER ROUND 30"	FLANGE ON FRONT	BDZ

36" ROUND

LR361	LOUVER ROUND 36"	PLASTER GROUND	GALV.
LR361B	LOUVER ROUND 36"	PLASTER GROUND	BDZ
LR362	LOUVER ROUND 36"	FLANGE ON BACK	GALV.
LR362B	LOUVER ROUND 36"	FLANGE ON BACK	BDZ
LR363	LOUVER ROUND 36"	FLANGE ON FRONT	GALV.
LR363B	LOUVER ROUND 36"	FLANGE ON FRONT	BDZ

42" ROUND

LR421	LOUVER ROUND 42"	PLASTER GROUND	GALV.
LR421B	LOUVER ROUND 42"	PLASTER GROUND	BDZ
LR422	LOUVER ROUND 42"	FLANGE ON BACK	GALV.
LR422B	LOUVER ROUND 42"	FLANGE ON BACK	BDZ
LR423	LOUVER ROUND 42"	FLANGE ON FRONT	GALV.
LR423B	LOUVER ROUND 42"	FLANGE ON FRONT	BDZ

48" ROUND

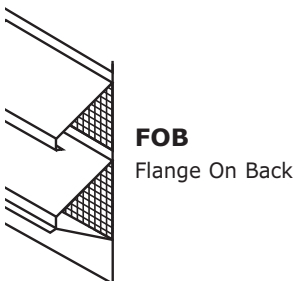
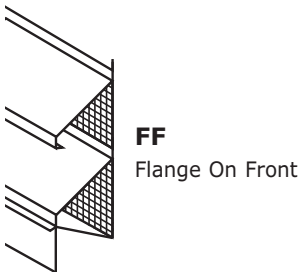
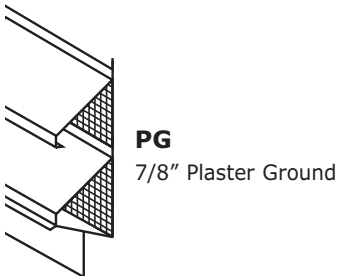
LR481	LOUVER ROUND 48"	PLASTER GROUND	GALV.
LR481B	LOUVER ROUND 48"	PLASTER GROUND	BDZ
LR482	LOUVER ROUND 48"	FLANGE ON BACK	GALV.
LR482B	LOUVER ROUND 48"	FLANGE ON BACK	BDZ
LR483	LOUVER ROUND 48"	FLANGE ON FRONT	GALV.
LR483B	LOUVER ROUND 48"	FLANGE ON FRONT	BDZ

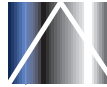
60" ROUND

LR601	LOUVER ROUND 60"	PLASTER GROUND	GALV.
LR601B	LOUVER ROUND 60"	PLASTER GROUND	BDZ
LR602	LOUVER ROUND 60"	FLANGE ON BACK	GALV.
LR602B	LOUVER ROUND 60"	FLANGE ON BACK	BDZ
LR603	LOUVER ROUND 60"	FLANGE ON FRONT	GALV.
LR603B	LOUVER ROUND 60"	FLANGE ON FRONT	BDZ

72" ROUND

LR721	LOUVER ROUND 72"	PLASTER GROUND	GALV.
LR721B	LOUVER ROUND 72"	PLASTER GROUND	BDZ
LR722	LOUVER ROUND 72"	FLANGE ON BACK	GALV.
LR722B	LOUVER ROUND 72"	FLANGE ON BACK	BDZ
LR723	LOUVER ROUND 72"	FLANGE ON FRONT	GALV.
LR723B	LOUVER ROUND 72"	FLANGE ON FRONT	BDZ





PART NO. DESCRIPTION FLANGE FINISH

LOUVERS HALF ROUND



12" HR

LHR121	L.HALF ROUND 12"	PLASTER GROUND	GALV.
LHR121B	L.HALF ROUND 12"	PLASTER GROUND	BDZ
LHR122	L.HALF ROUND 12"	FLANGE ON BACK	GALV.
LHR122B	L.HALF ROUND 12"	FLANGE ON BACK	BDZ
LHR123	L.HALF ROUND 12"	FLANGE ON FRONT	GALV.
LHR123B	L.HALF ROUND 12"	FLANGE ON FRONT	BDZ

14" HR

LHR141	L.HALF ROUND 14"	PLASTER GROUND	GALV.
LHR141B	L.HALF ROUND 14"	PLASTER GROUND	BDZ
LHR142	L.HALF ROUND 14"	FLANGE ON BACK	GALV.
LHR142B	L.HALF ROUND 14"	FLANGE ON BACK	BDZ
LHR1423	L.HALF ROUND 14"	FLANGE ON FRONT	GALV.
LHR143B	L.HALF ROUND 14"	FLANGE ON FRONT	BDZ

16" HR

LHR161	L.HALF ROUND 16"	PLASTER GROUND	GALV.
LHR16B	L.HALF ROUND 16"	PLASTER GROUND	BDZ
LHR162	L.HALF ROUND 16"	FLANGE ON BACK	GALV.
LHR162B	L.HALF ROUND 16"	FLANGE ON BACK	BDZ
LHR163	L.HALF ROUND 16"	FLANGE ON FRONT	GALV.
LHR163B	L.HALF ROUND 16"	FLANGE ON FRONT	BDZ

18" HR

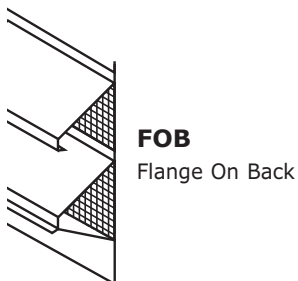
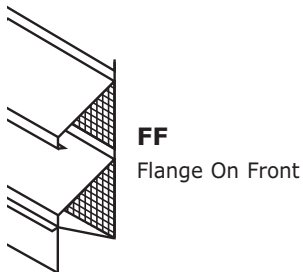
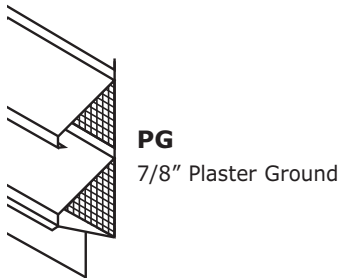
LHR181	L.HALF ROUND 18"	PLASTER GROUND	GALV.
LHR181B	L.HALF ROUND 18"	PLASTER GROUND	BDZ
LHR182	L.HALF ROUND 18"	FLANGE ON BACK	GALV.
LHR182B	L.HALF ROUND 18"	FLANGE ON BACK	BDZ
LHR183	L.HALF ROUND 18"	FLANGE ON FRONT	GALV.
LHR183B	L.HALF ROUND 18"	FLANGE ON FRONT	BDZ

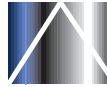
20" HR

LHR201	L.HALF ROUND 20"	PLASTER GROUND	GALV.
LHR201B	L.HALF ROUND 20"	PLASTER GROUND	BDZ
LHR202	L.HALF ROUND 20"	FLANGE ON BACK	GALV.
LHR202B	L.HALF ROUND 20"	FLANGE ON BACK	BDZ
LHR203	L.HALF ROUND 20"	FLANGE ON FRONT	GALV.
LHR203B	L.HALF ROUND 20"	FLANGE ON FRONT	BDZ

24" HR

LHR241	L.HALF ROUND 24"	PLASTER GROUND	GALV.
LHR241B	L.HALF ROUND 24"	PLASTER GROUND	BDZ
LHR242	L.HALF ROUND 24"	FLANGE ON BACK	GALV.
LHR242B	L.HALF ROUND 24"	FLANGE ON BACK	BDZ
LHR243	L.HALF ROUND 24"	FLANGE ON FRONT	GALV.
LHR243B	L.HALF ROUND 24"	FLANGE ON FRONT	BDZ





PART NO. DESCRIPTION FLANGE FINISH

LOUVERS HALF ROUND

30" HR

LHR301	L.HALF ROUND 30"	PLASTER GROUND	GALV.
LHR301B	L.HALF ROUND 30"	PLASTER GROUND	BDZ
LHR302	L.HALF ROUND 30"	FLANGE ON BACK	GALV.
LHR302B	L.HALF ROUND 30"	FLANGE ON BACK	BDZ
LHR303	L.HALF ROUND 30"	FLANGE ON FRONT	GALV.
LHR303B	L.HALF ROUND 30"	FLANGE ON FRONT	BDZ

36" HR

LHR361	L.HALF ROUND 36"	PLASTER GROUND	GALV.
LHR361B	L.HALF ROUND 36"	PLASTER GROUND	BDZ
LHR362	L.HALF ROUND 36"	FLANGE ON BACK	GALV.
LHR362B	L.HALF ROUND 36"	FLANGE ON BACK	BDZ
LHR363	L.HALF ROUND 36"	FLANGE ON FRONT	GALV.
LHR363B	L.HALF ROUND 36"	FLANGE ON FRONT	BDZ

42" HR

LHR421	L.HALF ROUND 42"	PLASTER GROUND	GALV.
LHR421B	L.HALF ROUND 42"	PLASTER GROUND	BDZ
LHR422	L.HALF ROUND 42"	FLANGE ON BACK	GALV.
LHR422B	L.HALF ROUND 42"	FLANGE ON BACK	BDZ
LHR423	L.HALF ROUND 42"	FLANGE ON FRONT	GALV.
LHR423B	L.HALF ROUND 42"	FLANGE ON FRONT	BDZ

48" HR

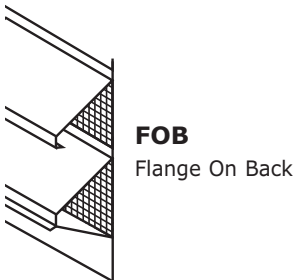
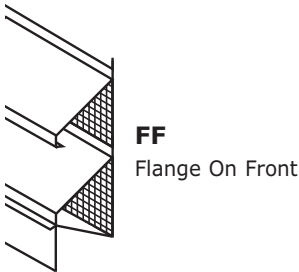
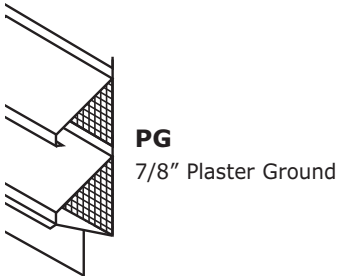
LHR481	L.HALF ROUND 48"	PLASTER GROUND	GALV.
LHR481B	L.HALF ROUND 48"	PLASTER GROUND	BDZ
LHR482	L.HALF ROUND 48"	FLANGE ON BACK	GALV.
LHR482B	L.HALF ROUND 48"	FLANGE ON BACK	BDZ
LHR483	L.HALF ROUND 48"	FLANGE ON FRONT	GALV.
LHR483B	L.HALF ROUND 48"	FLANGE ON FRONT	BDZ

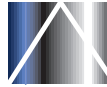
52" HR

LHR521	L.HALF ROUND 52"	PLASTER GROUND	GALV.
LHR521B	L.HALF ROUND 52"	PLASTER GROUND	BDZ
LHR522	L.HALF ROUND 52"	FLANGE ON BACK	GALV.
LHR522B	L.HALF ROUND 52"	FLANGE ON BACK	BDZ
LHR523	L.HALF ROUND 52"	FLANGE ON FRONT	GALV.
LHR523B	L.HALF ROUND 52"	FLANGE ON FRONT	BDZ

60" HR

LHR601	L.HALF ROUND 60"	PLASTER GROUND	GALV.
LHR601B	L.HALF ROUND 60"	PLASTER GROUND	BDZ
LHR602	L.HALF ROUND 60"	FLANGE ON BACK	GALV.
LHR602B	L.HALF ROUND 60"	FLANGE ON BACK	BDZ
LHR603	L.HALF ROUND 60"	FLANGE ON FRONT	GALV.
LHR603B	L.HALF ROUND 60"	FLANGE ON FRONT	BDZ





PART NO. DESCRIPTION FLANGE FINISH

LOUVERS HALF ROUND TOP

14 X 18

LHRT14181	ROUND TOP 14X18	PLASTER GROUND	GALV.
LHRT14181B	ROUND TOP 14X18	PLASTER GROUND	BDZ
LHRT14182	ROUND TOP 14X18	FLANGE ON BACK	GALV.
LHRT14182B	ROUND TOP 14X18	FLANGE ON BACK	BDZ
LHRT14183	ROUND TOP 14X18	FLANGE ON FRONT	GALV.
LHRT14183B	ROUND TOP 14X18	FLANGE ON FRONT	BDZ

14 X 24

LHRT14241	ROUND TOP 14X24	PLASTER GROUND	GALV.
LHRT14241B	ROUND TOP 14X24	PLASTER GROUND	BDZ
LHRT14242	ROUND TOP 14X24	FLANGE ON BACK	GALV.
LHRT14242B	ROUND TOP 14X24	FLANGE ON BACK	BDZ
LHRT14243	ROUND TOP 14X24	FLANGE ON FRONT	GALV.
LHRT14243B	ROUND TOP 14X24	FLANGE ON FRONT	BDZ

14 X 36

LHRT14361	ROUND TOP 14X36	PLASTER GROUND	GALV.
LHRT14361B	ROUND TOP 14X36	PLASTER GROUND	BDZ
LHRT14362	ROUND TOP 14X36	FLANGE ON BACK	GALV.
LHRT14362B	ROUND TOP 14X36	FLANGE ON BACK	BDZ
LHRT14363	ROUND TOP 14X36	FLANGE ON FRONT	GALV.
LHRT14363B	ROUND TOP 14X36	FLANGE ON FRONT	BDZ

18 X 24

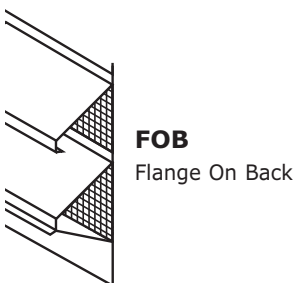
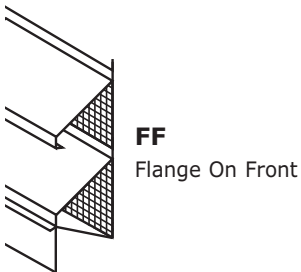
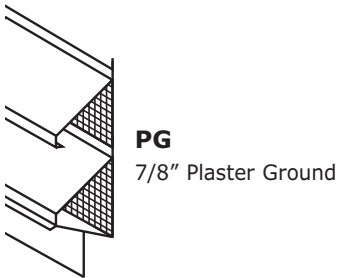
LHRT18241	ROUND TOP 18X24	PLASTER GROUND	GALV.
LHRT18241B	ROUND TOP 18X24	PLASTER GROUND	BDZ
LHRT18242	ROUND TOP 18X24	FLANGE ON BACK	GALV.
LHRT18242B	ROUND TOP 18X24	FLANGE ON BACK	BDZ
LHRT18243	ROUND TOP 18X24	FLANGE ON FRONT	GALV.
LHR18243B	ROUND TOP 18X24	FLANGE ON FRONT	BDZ

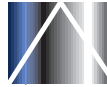
18 X 36

LHRT18361	ROUND TOP 18X36	PLASTER GROUND	GALV.
LHRT18361B	ROUND TOP 18X36	PLASTER GROUND	BDZ
LHRT18362	ROUND TOP 18X36	FLANGE ON BACK	GALV.
LHRT18362B	ROUND TOP 18X36	FLANGE ON BACK	BDZ
LHRT18363	ROUND TOP 18X36	FLANGE ON FRONT	GALV.
LHRT18363B	ROUND TOP 18X36	FLANGE ON FRONT	BDZ

24 X 24

LHRT24241	ROUND TOP 24X24	PLASTER GROUND	GALV.
LHRT24241B	ROUND TOP 24X24	PLASTER GROUND	BDZ
LHRT24242	ROUND TOP 24X24	FLANGE ON BACK	GALV.
LHRT24242B	ROUND TOP 24X24	FLANGE ON BACK	BDZ
LHRT24243	ROUND TOP 24X24	FLANGE ON FRONT	GALV.
LHRT24243B	ROUND TOP 24X24	FLANGE ON FRONT	BDZ





PART NO. DESCRIPTION FLANGE FINISH

LOUVERS HALF ROUND TOP

24 X 30

LHRT24301	ROUND TOP 24X30	PLASTER GROUND	GALV.
LHRT24301B	ROUND TOP 24X30	PLASTER GROUND	BDZ
LHRT24302	ROUND TOP 24X30	FLANGE ON BACK	GALV.
LHRT24302B	ROUND TOP 24X30	FLANGE ON BACK	BDZ
LHRT24303	ROUND TOP 24X30	FLANGE ON FRONT	GALV.
LHRT24303B	ROUND TOP 24X30	FLANGE ON FRONT	BDZ

24 X 36

LHRT24361	ROUND TOP 24X36	PLASTER GROUND	GALV.
LHRT24361B	ROUND TOP 24X36	PLASTER GROUND	BDZ
LHRT24362	ROUND TOP 24X36	FLANGE ON BACK	GALV.
LHRT24362B	ROUND TOP 24X36	FLANGE ON BACK	BDZ
LHRT24363	ROUND TOP 24X36	FLANGE ON FRONT	GALV.
LHRT24363B	ROUND TOP 24X36	FLANGE ON FRONT	BDZ

24 X 48

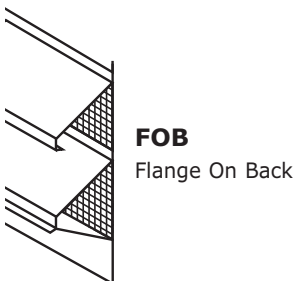
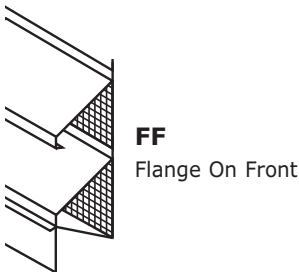
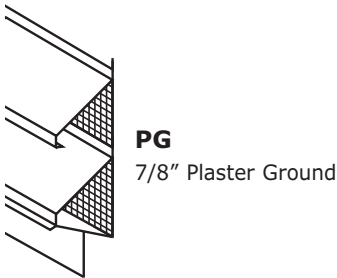
LHRT24481	ROUND TOP 24X48	PLASTER GROUND	GALV.
LHRT24481B	ROUND TOP 24X48	PLASTER GROUND	BDZ
LHRT24482	ROUND TOP 24X48	FLANGE ON BACK	GALV.
LHRT24482B	ROUND TOP 24X48	FLANGE ON BACK	BDZ
LHRT24483	ROUND TOP 24X48	FLANGE ON FRONT	GALV.
LHRT24483B	ROUND TOP 24X48	FLANGE ON FRONT	BDZ

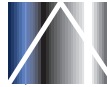
30 X 30

LHRT30301	ROUND TOP 30X30	PLASTER GROUND	GALV.
LHRT30301B	ROUND TOP 30X30	PLASTER GROUND	BDZ
LHRT30302	ROUND TOP 30X30	FLANGE ON BACK	GALV.
LHRT30302B	ROUND TOP 30X30	FLANGE ON BACK	BDZ
LHRT30303	ROUND TOP 30X30	FLANGE ON FRONT	GALV.
LHRT30303B	ROUND TOP 30X30	FLANGE ON FRONT	BDZ

30 X 36

LHRT30361	ROUND TOP 30X36	PLASTER GROUND	GALV.
LHRT30361B	ROUND TOP 30X36	PLASTER GROUND	BDZ
LHRT30362	ROUND TOP 30X36	FLANGE ON BACK	GALV.
LHRT30362B	ROUND TOP 30X36	FLANGE ON BACK	BDZ
LHRT30363	ROUND TOP 30X36	FLANGE ON FRONT	GALV.
LHRT30363B	ROUND TOP 30X36	FLANGE ON FRONT	BDZ





PART NO. DESCRIPTION FLANGE FINISH

LOUVERS TRI TOP

14 X 18

LTT14181	LOUVER TRI TOP 14X18	PLASTER GROUND	GALV.
LTT14181B	LOUVER TRI TOP 14X18	PLASTER GROUND	BDZ
LTT14182	LOUVER TRI TOP 14X18	FLANGE ON BACK	GALV.
LTT14182B	LOUVER TRI TOP 14X18	FLANGE ON BACK	BDZ
LTT14183	LOUVER TRI TOP 14X18	FLANGE ON FRONT	GALV.
LTT14183B	LOUVER TRI TOP 14X18	FLANGE ON FRONT	BDZ

14 X 24

LTT14241	LOUVER TRI TOP 14X24	PLASTER GROUND	GALV.
LTT14241B	LOUVER TRI TOP 14X24	PLASTER GROUND	BDZ
LTT14242	LOUVER TRI TOP 14X24	FLANGE ON BACK	GALV.
LTT14242B	LOUVER TRI TOP 14X24	FLANGE ON BACK	BDZ
LTT14243	LOUVER TRI TOP 14X24	FLANGE ON FRONT	GALV.
LTT14243B	LOUVER TRI TOP 14X24	FLANGE ON FRONT	BDZ

14 X 30

LTT14301	LOUVER TRI TOP 14X30	PLASTER GROUND	GALV.
LTT14301B	LOUVER TRI TOP 14X30	PLASTER GROUND	BDZ
LTT14302	LOUVER TRI TOP 14X30	FLANGE ON BACK	GALV.
LTT14302B	LOUVER TRI TOP 14X30	FLANGE ON BACK	BDZ
LTT14303	LOUVER TRI TOP 14X30	FLANGE ON FRONT	GALV.
LTT14303B	LOUVER TRI TOP 14X30	FLANGE ON FRONT	BDZ

14 X 36

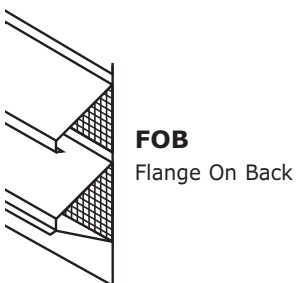
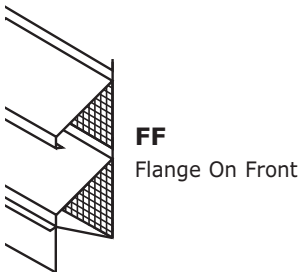
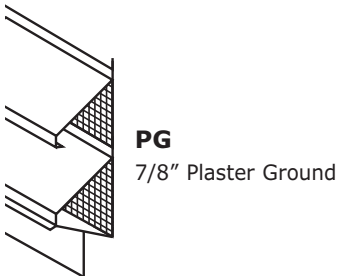
LTT14361	LOUVER TRI TOP 14X36	PLASTER GROUND	GALV.
LTT14361B	LOUVER TRI TOP 14X36	PLASTER GROUND	BDZ
LTT14362	LOUVER TRI TOP 14X36	FLANGE ON BACK	GALV.
LTT14362B	LOUVER TRI TOP 14X36	FLANGE ON BACK	BDZ
LTT14363	LOUVER TRI TOP 14X36	FLANGE ON FRONT	GALV.
LTT14363B	LOUVER TRI TOP 14X36	FLANGE ON FRONT	BDZ

18 X 24

LTT18241	LOUVER TRI TOP 18X24	PLASTER GROUND	GALV.
LTT18241B	LOUVER TRI TOP 18X24	PLASTER GROUND	BDZ
LTT18242	LOUVER TRI TOP 18X24	FLANGE ON BACK	GALV.
LTT18242B	LOUVER TRI TOP 18X24	FLANGE ON BACK	BDZ
LTT18243	LOUVER TRI TOP 18X24	FLANGE ON FRONT	GALV.
LTT18243B	LOUVER TRI TOP 18X24	FLANGE ON FRONT	BDZ

18 X 36

LTT18361	LOUVER TRI TOP 18X36	PLASTER GROUND	GALV.
LTT18361B	LOUVER TRI TOP 18X36	PLASTER GROUND	BDZ
LTT18362	LOUVER TRI TOP 18X36	FLANGE ON BACK	GALV.
LTT18362B	LOUVER TRI TOP 18X36	FLANGE ON BACK	BDZ
LTT18363	LOUVER TRI TOP 18X36	FLANGE ON FRONT	GALV.
LTT18363B	LOUVER TRI TOP 18X36	FLANGE ON FRONT	BDZ





PART NO. DESCRIPTION FLANGE FINISH

LOUVERS TRI TOP

24 X 24

LTT24241	LOUVERS TRI TOP 24X24	PLASTER GROUND	GALV.
LTT24241B	LOUVERS TRI TOP 24X24	PLASTER GROUND	BDZ
LTT24242	LOUVERS TRI TOP 24X24	FLANGE ON BACK	GALV.
LTT24242B	LOUVERS TRI TOP 24X24	FLANGE ON BACK	BDZ
LTT24243	LOUVERS TRI TOP 24X24	FLANGE ON FRONT	GALV.
LTT24243B	LOUVERS TRI TOP 24X24	FLANGE ON FRONT	BDZ

24 X 30

LTT24301	LOUVER TRI TOP 24X30	PLASTER GROUND	GALV.
LTT24301B	LOUVER TRI TOP 24X30	PLASTER GROUND	BDZ
LTT24302	LOUVER TRI TOP 24X30	FLANGE ON BACK	GALV.
LTT24302B	LOUVER TRI TOP 24X30	FLANGE ON BACK	BDZ
LTT24303	LOUVER TRI TOP 24X30	FLANGE ON FRONT	GALV.
LTT24303B	LOUVER TRI TOP 24X30	FLANGE ON FRONT	BDZ

24 X 36

LTT24361	LOUVER TRI TOP 24X36	PLASTER GROUND	GALV.
LTT24361B	LOUVER TRI TOP 24X36	PLASTER GROUND	BDZ
LTT24362	LOUVER TRI TOP 24X36	FLANGE ON BACK	GALV.
LTT24362B	LOUVER TRI TOP 24X36	FLANGE ON BACK	BDZ
LTT24363	LOUVER TRI TOP 24X36	FLANGE ON FRONT	GALV.
LTT24363B	LOUVER TRI TOP 24X36	FLANGE ON FRONT	BDZ

24 X 48

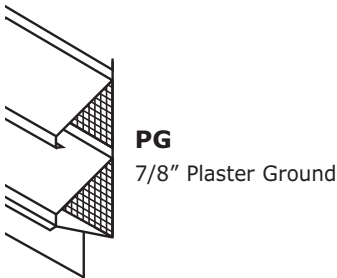
LTT24481	LOUVER TRI TOP 24X48	PLASTER GROUND	GALV.
LTT24481B	LOUVER TRI TOP 24X48	PLASTER GROUND	BDZ
LTT24482	LOUVER TRI TOP 24X48	FLANGE ON BAC	GALV.
LTT24482B	LOUVER TRI TOP 24X48	FLANGE ON BACK	BDZ
LTT24483	LOUVER TRI TOP 24X48	FLANGE ON FRONT	GALV.
LTT24483B	LOUVER TRI TOP 24X48	FLANGE ON FRONT	BDZ

30 X 30

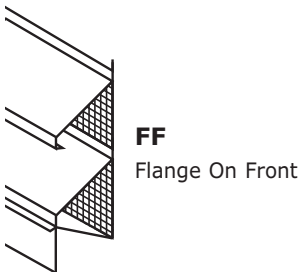
LTT30301	LOUVER TRI TOP 30X30	PLASTER GROUND	GALV.
LTT30301B	LOUVER TRI TOP 30X30	PLASTER GROUND	BDZ
LTT30302	LOUVER TRI TOP 30X30	FLANGE ON BACK	GALV.
LTT30302B	LOUVER TRI TOP 30X30	FLANGE ON BACK	BDZ
LTT30303	LOUVER TRI TOP 30X30	FLANGE ON FRONT	GALV.
LTT30303B	LOUVER TRI TOP 30X30	FLANGE ON FRONT	BDZ

30 X 36

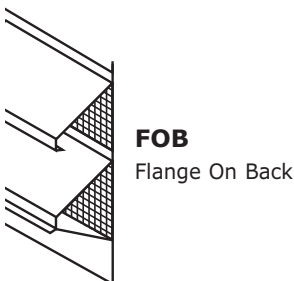
LTT30361	LOUVER TRITOP 30X36	PLASTER GROUND	GALV.
LTT30361B	LOUVER TRITOP 30X36	PLASTER GROUND	BDZ
LTT30362	LOUVER TRITOP 30X36	FLANGE ON BACK	GALV.
LTT30362B	LOUVER TRITOP 30X36	FLANGE ON BACK	BDZ
LTT30363	LOUVER TRITOP 30X36	FLANGE ON FRONT	GALV.
LTT30363B	LOUVER TRITOP 30X36	FLANGE ON FRONT	BDZ



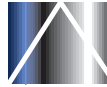
PG
7/8" Plaster Ground



FF
Flange On Front



FOB
Flange On Back



PART NO. DESCRIPTION FLANGE FINISH

LOUVERS TRIANGLE 5/12 PITCH



24" BASE

LT241	TRIANGLE LOUVER 24"	PLASTER GROUND	GALV.
LT241B	TRIANGLE LOUVER 24"	PLASTER GROUND	BDZ
LT242	TRIANGLE LOUVER 24"	FLANGE ON BACK	GALV.
LT242B	TRIANGLE LOUVER 24"	FLANGE ON BACK	BDZ
LT243	TRIANGLE LOUVER 24"	FLANGE ON FRONT	GALV.
LT243B	TRIANGLE LOUVER 24"	FLANGE ON FRONT	BDZ

30" BASE

LT301	TRIANGLE LOUVER 30"	PLASTER GROUND	GALV.
LT301B	TRIANGLE LOUVER 30"	PLASTER GROUND	BDZ
LT302	TRIANGLE LOUVER 30"	FLANGE ON BACK	GALV.
LT302B	TRIANGLE LOUVER 30"	FLANGE ON BACK	BDZ
LT303	TRIANGLE LOUVER 30"	FLANGE ON FRONT	GALV.
LT303B	TRIANGLE LOUVER 30"	FLANGE ON FRONT	BDZ

36" BASE

LT361	TRIANGLE LOUVER 36"	PLASTER GROUND	GALV.
LT361B	TRIANGLE LOUVER 36"	PLASTER GROUND	BDZ
LT362	TRIANGLE LOUVER 36"	FLANGE ON BACK	GALV.
LT362B	TRIANGLE LOUVER 36"	FLANGE ON BACK	BDZ
LT363	TRIANGLE LOUVER 36"	FLANGE ON FRONT	GALV.
LT363B	TRIANGLE LOUVER 36"	FLANGE ON FRONT	BDZ

42" BASE

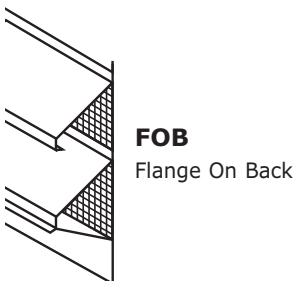
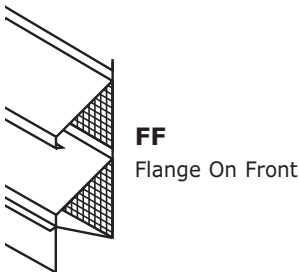
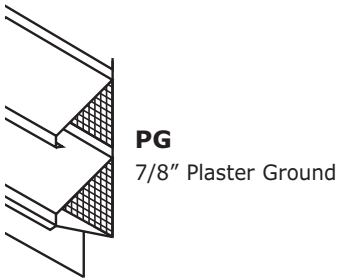
LT421	TRIANGLE LOUVER 42"	PLASTER GROUND	GALV.
LT421B	TRIANGLE LOUVER 42"	PLASTER GROUND	BDZ
LT422	TRIANGLE LOUVER 42"	FLANGE ON BACK	GALV.
LT422B	TRIANGLE LOUVER 42"	FLANGE ON BACK	BDZ
LT423	TRIANGLE LOUVER 42"	FLANGE ON FRONT	GALV.
LT423B	TRIANGLE LOUVER 42"	FLANGE ON FRONT	BDZ

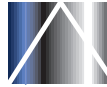
48" BASE

LT481	TRIANGLE LOUVER 48"	PLASTER GROUND	GALV.
LT481B	TRIANGLE LOUVER 48"	PLASTER GROUND	BDZ
LT482	TRIANGLE LOUVER 48"	FLANGE ON BACK	GALV.
LT482B	TRIANGLE LOUVER 48"	FLANGE ON BACK	BDZ
LT483	TRIANGLE LOUVER 48"	FLANGE ON FRONT	GALV.
LT483B	TRIANGLE LOUVER 48"	FLANGE ON FRONT	BDZ

60" BASE

LT601	TRIANGLE LOUVER 60"	PLASTER GROUND	GALV.
LT601B	TRIANGLE LOUVER 60"	PLASTER GROUND	BDZ
LT602	TRIANGLE LOUVER 60"	FLANGE ON BACK	GALV.
LT602B	TRIANGLE LOUVER 60"	FLANGE ON BACK	BDZ
LT603	TRIANGLE LOUVER 60"	FLANGE ON FRONT	GALV.
LT603B	TRIANGLE LOUVER 60"	FLANGE ON FRONT	BDZ





PART NO. DESCRIPTION FLANGE FINISH

LOUVERS TRIANGLE 5/12 PITCH

72" BASE

LT721	TRIANGLE LOUVER 72"	PLASTER GROUND	GALV.
LT721B	TRIANGLE LOUVER 72"	PLASTER GROUND	BDZ
LT722	TRIANGLE LOUVER 72"	FLANGE ON BACK	GALV.
LT722B	TRIANGLE LOUVER 72"	FLANGE ON BACK	BDZ
LT723	TRIANGLE LOUVER 72"	FLANGE ON FRONT	GALV.
LT723B	TRIANGLE LOUVER 72"	FLANGE ON FRONT	BDZ

84" BASE

LT841	TRIANGLE LOUVER 84"	PLASTER GROUND	GALV.
LT841B	TRIANGLE LOUVER 84"	PLASTER GROUND	BDZ
LT842	TRIANGLE LOUVER 84"	FLANGE ON BACK	GALV.
LT842B	TRIANGLE LOUVER 84"	FLANGE ON BACK	BDZ
LT843	TRIANGLE LOUVER 84"	FLANGE ON FRONT	GALV.
LT843B	TRIANGLE LOUVER 84"	FLANGE ON FRONT	BDZ

96" BASE

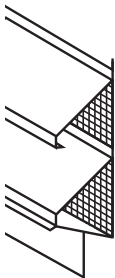
LT961	TRIANGLE LOUVER 96"	PLASTER GROUND	GALV.
LT961B	TRIANGLE LOUVER 96"	PLASTER GROUND	BDZ
LT962	TRIANGLE LOUVER 96"	FLANGE ON BACK	GALV.
LT962B	TRIANGLE LOUVER 96"	FLANGE ON BACK	BDZ
LT963	TRIANGLE LOUVER 96"	FLANGE ON FRONT	GALV.
LT963B	TRIANGLE LOUVER 96"	FLANGE ON FRONT	BDZ

108" BASE

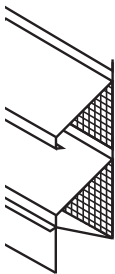
LT1081	TRIANGLE LOUVER 108"	PLASTER GROUND	GALV.
LT1081B	TRIANGLE LOUVER 108"	PLASTER GROUND	BDZ
LT1082	TRIANGLE LOUVER 108"	FLANGE ON BACK	GALV.
LT1082B	TRIANGLE LOUVER 108"	FLANGE ON BACK	BDZ
LT1083	TRIANGLE LOUVER 108"	FLANGE ON FRONT	GALV.
LT1083B	TRIANGLE LOUVER 108"	FLANGE ON FRONT	BDZ

120" BASE

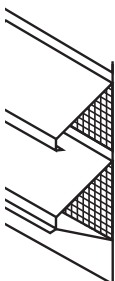
LT1201	TRIANGLE LOUVER 120"	PLASTER GROUND	GALV.
LT1201B	TRIANGLE LOUVER 120"	PLASTER GROUND	BDZ
LT1202	TRIANGLE LOUVER 120"	FLANGE ON BACK	GALV.
LT1202B	TRIANGLE LOUVER 120"	FLANGE ON BACK	BDZ
LT1203	TRIANGLE LOUVER 120"	FLANGE ON FRONT	GALV.
LT1203B	TRIANGLE LOUVER 120"	FLANGE ON FRONT	BDZ



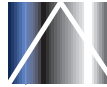
PG
7/8" Plaster Ground



FF
Flange On Front



FOB
Flange On Back



PART NO. DESCRIPTION FINISH



STAMPED FOUNDATION VENTS

LV1461	LOUVER VENTS 14X6		GALV.
LV1461B	LOUVER VENTS 14X6		BOND.
LVS1461	LOUVER VENTS 14X6	W/MESH	GAL.
LVS1461B	LOUVER VENTS 14X6	W/MESH	BOND.



FOUNDATION SCREEN VENTS

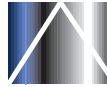
FV1461	FOUNDATION VENTS 14X6		GALV.
FV146B	FOUNDATION VENTS 14X6		BOND.

SOFFIT VENTS/RAFTER VENTS/EAVE VENTS

SV1431	SOFFIT VENTS 14X3		GALV.
SV143B	SOFFIT VENTS 14X3	W/EARS	GALV.
SV2231	SOFFIT VENTS 22X3	PLASTER GROUND	GALV.
SV223B	SOFFIT VENTS 22X3	W/EARS	GALV.
SV2251	SOFFIT VENTS 22X5	PLASTER GROUND	GALV.
SV225B	SOFFIT VENTS 22X5	W/EARS	GALV.
RV3221	RAFTER VENTS 3-1/2X22	W/EARS	GAL
RV322B	RAFTER VENTS 3-1/2X22	W/EARS	BOND
RV5221	RAFTER VENTS 5-1/2X22	W/EARS	GAL.
RV522B	RAFTER VENTS 5-1/2X22	W/EARS	BOND.



DV41	DRYER VENTS 4"		GALV.
DV4B	DRYER VENTS 4"		BOND
DV51	DRYER VENTS 5"		GALV.
DV5B	DRYER VENTS 5"		BOND
DV61	DRYER VENTS 6"		GALV.
DV6B	DRYER VENTS 6"		BOND
DV71	DRYER VENTS 7"		GALV.
DV7B	DRYER VENTS 7"		BOND
DV81	DRYER VENTS 8"		GALV.
DV8B	DRYER VENTS 8"		BOND
DV91	DRYER VENTS 9"		GALV.
DV9B	DRYER VENTS 9"		BOND




PART NO. DESCRIPTION FINISH

SIDE WALL CAPS



SC441	SIDE CAP 4X4	GALV
SC44B	SIDE CAP 4X4	BOND
SC771	SIDE CAP 7X7	GALV.
SC77B	SIDE CAP 7X7	BOND.

FOUNDATION CRAWL-HOLE DOORS



CH24181	CRAWL HOLE ACCESS DOOR 24X18	GALV
CHD2418B	CRAWL HOLE ACCESS DOOR 24X18	BOND
CHD24241	CRAWL HOLE ACCESS DOOR 24X24	GALV.
CHD2424B	CRAWL HOLE ACCESS DOOR 24X24	BOND

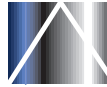
FRAMES/DOORS ONLY

FC18241	FRAMES/DOORS 18X24	GALV.
FD1824B	FRAMES/DOORS 18X24	BOND
FB24241	FRAMES/DOORS 24X24	GALV.
FB2424B	FRAMES/DOORS 24X24	BOND

TUB ACCESS DOORS



TA1212S1	TUB ACCESS DOOR SNAP IN 12X12	GALV.
TA1212SB	TUB ACCESS DOOR SNAP IN 12X12	BOND
TA1212H1	TUB ACCESS DOOR W/HINGE 12X12	GALV.
TA1212HB	TUB ACCESS DOOR W/HINGE 12X12	BOND
TA1414S1	TUB ACCESS DOOR SNAP IN 14X14	GALV.
TA1414SB	TUB ACCESS DOOR SNAP IN 14X14	BOND.
TA1414H1	TUB ACCESS DOOR W/HINGE 14X14	GALV.
TA1414HB	TUB ACCESS DOOR W/HINGE 14X14	BOND.
TA1616S1	TUB ACCESS DOOR SNAP IN 16X16	GALV.
TA1616SB	TUB ACCESS DOOR SNAP IN 16X16	BOND.
TA1616H1	TUB ACCESS DOOR W/HINGE 16X16	GALV.
TA1616HB	TUB ACCESS DOOR W/HINGE 16X16	BOND.



PART NO. DESCRIPTION FINISH

DORMER LOUVERS



DL181	DORMER LOUVER 9X18		GALV.
DL918B	DORMER LOUVER 9X18		BOND.
DL18A	DORMER LOUVER 9X18	DSA ALUM	GALV.
DL18B	DORMER LOUVER 9X18	DSA ALUM	BOND
DL241	DORMER LOUVER 12X24		GALV.
DL24B	DORMER LOUVER 12X24		BOND
DL24A	DORMER LOUVER 12X24	DSA ALUM	GALV.
DL24B	DORMER LOUVER 12X24	DSA ALUM	BOND.

LOW PROFILE COMBUSTION DORMERS



CV501	COMB.VENT #50		GALV.
CV50B	COMB.VENT #50		BOND
CV501A	COMB.VENT #50	ALUM	GALV.
CV501B	COMB.VENT #50	ALUM	BOND
CV1001	COMB.VENT#100		GALV.
CV100B	COMB.VENT#100		BOND
CV1001A	COMB.VENT#100	ALUM	GALV.
CV100B	COMB.VENT#100	ALUM	BOND
CV2001	COMB.VENT#200		GALV.
CV200B	COMB.VENT#200		BOND
CV2001A	COMB.VENT#200	ALUM	GALV.
CV200B	COMB.VENT#200	ALUM	BOND




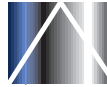
SUB FLASHING

SF1001	SUBFLASHING 918		GALV.
SF100B	SUBFLASHING 1224		GALV.

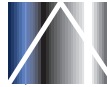
FLAT COMBUSTION AIR JACKS



FC12121	FLAT COMBUSTION AIR JACKS 12X12		GALV.
FC1212B	FLAT COMBUSTION AIR JACKS 12X12		BOND
FC14141	FLAT COMBUSTION AIR JACKS 14X14		GALV.
FC1414B	FLAT COMBUSTION AIR JACKS 14X14		BOND
FC16161	FLAT COMBUSTION AIR JACKS 16X16		GALV.
FC1616B	FLAT COMBUSTION AIR JACKS 16X16		BOND
FC18181	FLAT COMBUSTION AIR JACKS 18X18		GALV.
FC1818B	FLAT COMBUSTION AIR JACKS 18X18		BOND
FC20201	FLAT COMBUSTION AIR JACKS 20X20		GALV.
FC2020B	FLAT COMBUSTION AIR JACKS 20X20		BOND
FC24241	FLAT COMBUSTION AIR JACKS 24X24		GALV.
FC2424B	FLAT COMBUSTION AIR JACKS 24X24		BOND



PART NO.	DESCRIPTION	GAUGE	FINISH
ROOF FLASHINGS			
RF1/21	ROOF FLASHING 1/2" STD	28	GALV.
RF1/2F	ROOF FLASHING 1/2" FHA	28	GALV.
RF1/2A	ROOF FLASHING 1/2" DSA		ALUM
RF3/41	ROOF FLASHING 3/4" STD	28	GALV
RF3/4F	ROOF FLASHING 3/4" FHA	28	GALV
RF3/4A	ROOF FLASHING 3/4" DSA		ALUM
RF11	ROOF FLASHING 1" STD	28	GALV.
RF1F	ROOF FLASHING 1" FHA	28	GALV.
RF1A	ROOF FLASHING 1" DSA		ALUM
RF11/41	ROOF FLASHING 1 1/4" STD	28	GALV.
RF11/4F	ROOF FLASHING 1 1/4" FHA	28	GALV.
RF11/4A	ROOF FLASHING 1 1/4" DSA		ALUM
RF 11/21	ROOF FLASHING 1 1/2" STD	28	GALV.
RF 11/2F	ROOF FLASHING 1 1/2" FHA	28	GALV.
RF 11/2A	ROOF FLASHING 1 1/2" DSA		ALUM
RF21	ROOF FLASHING 2" STD	28	GALV
R F 21F	ROOF FLASHING 2" FHA	28	GALV
RF 2A	ROOF FLASHING 2" DSA		ALUM
RF31	ROOF FLASHING 3" STD	28	GALV
RF3F	ROOF FLASHING 3" FHA	28	GALV
RF3A	ROOF FLASHING 3" DSA		ALUM
RF41	ROOF FLASHING 4" STD	28	GALV.
RF4F	ROOF FLASHING 4" FHA	28	GALV.
RF4A	ROOF FLASHING 4" DSA		ALUM
RF51	ROOF FLASHING 5" STD	28	GALV.
RF5F	ROOF FLASHING 5" FHA	28	GALV.
RF5A	ROOF FLASHING 5" DSA		ALUM.
RF61	ROOF FLASHING 6" STD	28	GALV.
RF6F	ROOF FLASHING 6" FHA	28	GALV.
RF6A	ROOF FLASHING 6" DSA		ALUM



PART NO. DESCRIPTION FINISH

DRIP EDGE/ANGLE 28 GA 100 FT



DA1121121	DRIP EDGE/ANGLE	1 1/2 X 1 1/2	GALV.
DA112112B	DRIP EDGE/ANGLE	1 1/2 X 1 1/2	BOND
DA11221	DRIP EDGE/ANGLE	1 1/2 X 2	GALV
DA1122B	DRIP EDGE/ANGLE	1 1/2 X 2	BOND
DA1122121	DRIP EDGE/ANGLE	1 1/2 X 2 1/2	GALV.
DA112212B	DRIP EDGE/ANGLE	1 1/2 X 2 1/2	BOND
DA221	DRIP EDGE/ANGLE	2 X 2	GALV.
DA22B	DRIP EDGE/ANGLE	2 X 2	BOND.
DE231	DRIP EDGE/ANGLE	2 X 3	GALV.
DE23B	DRIP EDGE/ANGLE	2 X 3	BOND.
DE241	DRIP EDGE/ANGLE	2 X 4	GALV.
DE24B	DRIP EDGE/ANGLE	2 X 4	BOND
DE331	DRIP EDGE/ANGLE	3 X 3	GALV.
DE33B	DRIP EDGE/ANGLE	3 X 3	BOND.
DE341	DRIP EDGE/ANGLE	3 X 4	GALV.
DE34B	DRIP EDGE/ANGLE	3 X 4	BOND.

Z- BAR



ZB-13/41	Z-BAR	1 X 1/2X 1	GALV.
ZB21	Z-BAR	2 X 1 X 3	GALV.
ZB2B	Z-BAR	2 X 1 X 3	BOND

GRAVEL GUARD 1/2", 3/4" ,1" RISE 28 GA



GG61	GRAVEL GUARD	6" STOCK	GALV.
GG6B	GRAVEL GUARD	6" STOCK	BOND
GG81	GRAVEL GUARD	8" STOCK	GALV.
GG8B	GRAVEL GUARD	8" STOCK	BOND
GG91	GRAVEL GUARD	9" STOCK	GALV.
GG9B	GRAVEL GUARD	9" STOCK	BOND



PART NO. DESCRIPTION FINISH

DIATO DECK

DD11	DIATO DECK	1X1X1X1 1/2X1 1/2	GALV.
DD1B	DIATO DECK	1X1X1X1 1/2X1 1/2	BOND
DD21	DIATO DECK	1X1X1X2X2	GALV.
DD2B	DIATO DECK	1X1X1X2X2	BOND
DD2121	DIATO DECK	1X1X1X2 1/2X2 1/2	GALV.
DD212B	DIATO DECK	1X1X1X2 1/2X2 1/2	BOND

*NOTE: STANDARD 28 GAUGE
AVAILABLE: OTHER GAUGES AND SIZES -BROWN /WHITE
SPECIAL PITCHES AVAILABLE*

FLAT DIATO 28 GA. GALV./BOND

FD1X11	FLAT DIATO	1X1X1X1	GALV.
FD1X1B	FLAT DIATO	1X1X1X1	BOND

BASE SCREED

BS41	BASE SCREED	4 1/2X1X1/4	GALV
BS4B	BASE SCREED	4 1/2X1X1/4	BOND

RAIN DIVERTER

RD1121	RAIN DIVERTER	1 1/2X4X1/2	GALV
RD112B	RAIN DIVERTER	1 1/2X4X1/2	BOND
RD11261	RAIN DIVERTER	1 1/2X6X1/2	GALV
RD1126B	RAIN DIVERTER	1 1/2X6X1/2	BOND

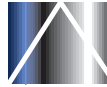
SADDLE STOCK

SS4141	SADDLE STOCK	4X14	GALV.
SS414B	SADDLE STOCK	4X14	BOND
SS4201	SADDLE STOCK	4X20	GALV.
SS420B	SADDLE STOCK	4X20	BOND

"W" VALLEY FLASHING

V181	VALLEY 18"		GALV.
V18B	VALLEY 18"		BOND.
V241	VALLEY 24"		GALV.
V24B	VALLEY 24"		BOND.





PART NO.	DESCRIPTION	FINISH
----------	-------------	--------

TILE PAN

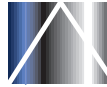


TP81	TILE PAN 8"	GALV.
TP8B	TILE PAN 8"	BOND.
TP91	TILE PAN 9"	GALV.
TP9B	TILE PAN 9"	BOND.
TP101	TILE PAN 10"	GALV.
TP10B	TILE PAN 10"	BOND.
TP121	TILE PAN 12"	GALV.
TP12B	TILE PAN 12"	BOND.

ROOF TO WALL (TOP SHINGLE)



RW241	ROOF TO WALL 2X4	GALV.
RW24B	ROOF TO WALL 2X4	BOND.
RW261	ROOF TO WALL 2X6	GALV.
RW26B	ROOF TO WALL 2X6	BOND.



PART NO.	DESCRIPTION		FINISH
----------	-------------	--	--------

ADJUSTABLE ELBOWS

AE31	ADJUSTABLE ELBOWS	3"	GALV
AE41	ADJUSTABLE ELBOWS	4"	GALV
AE51	ADJUSTABLE ELBOWS	5"	GALV
AE61	ADJUSTABLE ELBOWS	6"	GALV
AE71	ADJUSTABLE ELBOWS	7"	GALV
AE81	ADJUSTABLE ELBOWS	8"	GALV
AE10	ADJUSTABLE ELBOWS	10"	GALV
AE12	ADJUSTABLE ELBOWS	12"	GALV



K.D. PIPE

4KD1	K.D.PIPE	4X36	GALV.
5KD1	K.D.PIPE	5X36	GALV.
6KD1	K.D.PIPE	6X36	GALV.
7KD1	K.D.PIPE	7X36	GALV.
8KD1	K.D.PIPE	8X36	GALV.



VENT PIPE

3V31	VENT PIPE	3X36	GALV.
4V31	VENT PIPE	4X36	GALV.

BOOT STRAIGHT

SB7101		3-1/4X10 TO 7	GALV.
SB7141		3-1/4X14 TO 7	GALV.



BOOT STACK

BS7101		3-1/4X10 TO 7	GALV.
BS7141		3-1/4X14 TO 7	GALV.

RISER PIPE ELBOWS 90°

10RE1		3-1/4X10	GALV.
14RE1		3-1/4X14	GALV.

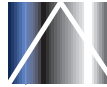
RISER PIPE 3' OR 10'

10RP1		3-1/4X10	GALV.
14RP1		3-1/4X14	GALV.

FLEXIBLE ALUMINUM DUCT COMPRESSED

ENC3C		3"/FOOT	
ENC4C		4"/FOOT	





PART NO.	DESCRIPTION		FINISH
----------	-------------	--	--------

SHINGLES

S57G1	TIN SHINGLES 5X7		GALV.
S57GP	TIN SHINGLES 5X7		PAINTED
S8121	TIN SHINGLES 8X12		GALV.
S812P	TIN SHINGLES 8X12		PAINTED



ROLL VALLEY

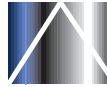
RV81	ROLL VALLEY 50'	8"	GALV.
RV8P	ROLL VALLEY 50'	8"	PAINTED
RV141	ROLL VALLEY 50'	14"	GALV.
RV14P	ROLL VALLEY 50'	14"	PAINTED
RV201	ROLL VALLEY 50'	20"	GALV.
RV20P	ROLL VALLEY 50'	20"	PAINTED

HARDWARE CLOTH 1/4 Mesh

HC3641	HARDWARE CLOTH	36"X100' 1/4" M	GALV.
HC3681	HARDWARE CLOTH	36"X100' 1/8" M	GALV.
FEM36	FLATTEND EXPAND.MESH	36"X200' 1/8" M	GALV.

PITCH POCKETS

PP41	PITCH POCKET	4X4	GALV.
PP61	PITCH POCKET	6X6	GALV.
PP81	PITCH POCKET	8X8	GALV.
PP10	PITCH POCKET	10X10	GALV.
PP12	PITCH POCKET	12X12	GALV.



PART NO.	DESCRIPTION		FINISH
ROOF JACKS STANDARD BASE			
TT41	ROOF JACKS	4" DIAM	GALV.
TT4B	ROOF JACKS	4" DIAM	BOND.
TT4A	ROOF JACKS	4" DIAM	ALUM.DSA
TT71	ROOF JACKS	7" DIAM	GALV.
TT7B	ROOF JACKS	7" DIAM	BOND.
TT7A	ROOF JACKS	7" DIAM	ALUM.DSA
TT81	ROOF JACKS	8" DIAM	GALV.
TT101	ROOF JACKS	10" DIAM	GALV.
TT121	ROOF JACKS	12" DIAM	GALV.
TT4S1	ROOF JACKS	4" DIAM.W/MESH	GALV.
TT4SB	ROOF JACKS	4" DIAM.W/MESH	BOND.
TT7S1	ROOF JACKS	7" DIAM.W/MESH	GALV.
TT7SB	ROOF JACKS	7" DIAM.W/MESH	BOND.



SQUARE ROOF JACKS			
SRJ661	SQUARE ROOF JACKS	6X6	GALV.
SRJ66B	SQUARE ROOF JACKS	6X6	BOND.
SRJ4111	SQUARE ROOF JACKS	4X11	GAL.
SRJ411B	SQUARE ROOF JACKS	4X11	BOND.

ROOF JACKS FHA BASE

RJFH81	ROOF JACKS FHA	TT FHA 8" W/MESH	GALV.
RJFH8B	ROOF JACKS FHA	TT FHA 8" W/MESH	BOND.
RJFH101	ROOF JACKS FHA	TT FHA 10" W/MESH	GALV.
RJFH10B	ROOF JACKS FHA	TT FHA 10" W/MESH	BOND.
RJFH121	ROOF JACKS FHA	TT FHA 12" W/MESH	GALV.
RJFH12B	ROOF JACKS FHA	TT FHA 12" W/MESH	BOND.



PART NO.	DESCRIPTION	GUAGE	FINISH
----------	-------------	-------	--------

M5 GUTTER



M5261	M5GUTTER 10'/20'	26	GALV.
M526B	M5GUTTER 10'/20'	26	BOND.
M5241	M5GUTTER 10'/20'	24	GALV.
M524B	M5GUTTER 10'/20'	24	BOND.

FACIA GUTTER 2 X 4



F24261	FACIA GUTTER 2X4 10'	26	GALV.
F2426B	FACIA GUTTER 2X4 10'	26	BOND
F24261	FACIA GUTTER 2X4 10'	24	GALV
F2426B	FACIA GUTTER 2X4 10'	24	BOND

FACIA GUTTER 2 X 6



F26261	FACIA GUTTER 2X6 10'/20'	26	GALV
F2626B	FACIA GUTTER 2X6 10'/20'	26	BOND
F26241	FACIA GUTTER 2X6 10'/20'	24	GALV.

ALL FACIA GUTTERS ARE AVAILABLE WITH A 1" OR 2" WING UPON REQUEST.

K-GUTTER

K-4



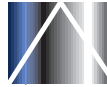
k4281	K-4 GUTTER 10'/20'	28	GALV.
K428B	K-4 GUTTER 10'/20'	28	BOND
K4261	K-4 GUTTER 10'/20'	26	GALV.
K426B	K-4 GUTTER 10'/20'	26	BOND

K-5

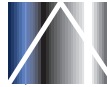
K5281	K-5 GUTTER 10'/20'	28	GALV.
K528B	K-5 GUTTER 10'/20'	28	BOND
K5261	K-5 GUTTER 10'/20'	26	GAL
K526B	K-5 GUTTER 10'/20'	26	BOND
K5241	K-5 GUTTER 10'/20'	24	GALV.
K524B	K-5 GUTTER 10'/20'	24	BOND.

K-6

K6261	K-6 GUTTER 10'/20'	26	GALV.
K626B	K-6 GUTTER 10'/20'	26	BOND



PART NO.	DESCRIPTION	GAUGE	FINISH
HALF ROUND SINGLE BEAD GUTTER			
4"			
HRS4281	HRSB 4" GUTTER 10'	28	GALV.
HRS428B	HRSB 4" GUTTER 10'	28	BOND
HRS4261	HRSB 4" GUTTER 10'	26	GALV.
HRS426B	HRSB 4" GUTTER 10'	26	BOND
5"			
HRS5281	HRSB 5" GUTTER 10'/20'	28	GALV
HRS528B	HRSB 5" GUTTER 10'/20'	28	BOND
HRS5261	HRSB 5" GUTTER 10'/20'	26	GALV
HRS526B	HRSB 5" GUTTER 10'/20'	26	BOND
HRS5241	HRSB 5" GUTTER 10'/20'	24	GALV
HRS524B	HRSB 5" GUTTER 10'/20'	24	BOND
6"			
HRS6261	HRSB6" GUTTER 10'/20'	26	GALV.
HRS626B	HRSB6" GUTTER 10'/20'	26	BOND
HRS6241	HRSB6" GUTTER 10'/20'	24	GALV.
HRS624B	HRSB6" GUTTER 10'/20'	24	BOND
HALF ROUND DOUBLE BEAD GUTTER			
4"			
HRD428	HRDB4" GUTTER 10'	28	GALV.
HRD428B	HRDB4" GUTTER 10'	28	BOND.
HRD4261	HRDB4" GUTTER 10'	26	GALV.
HRD426B	HRDB4" GUTTER 10'	26	BOND.
HRD5281	HRD5" GUTTER 10'	26/28	GALV.
5"			
HRD528B	HRD5" GUTTER 10'	26/28	BOND
HRD5241	HRD5" GUTTER 10'	24	GALV.
HRD524B	HRD5" GUTTER 10'	24	BOND
6"			
HRD6261	HRD6" GUTTER 10'	26	GALV.
HRD626B	HRD6" GUTTER 10'	26	BOND.
HRD6241	HRD6" GUTTER 10'	24	GALV.
HRD624B	HRD6" GUTTER 10'	24	BOND.



PART NO. DESCRIPTION FINISH

GUTTER END CAPS



M5ECL	M5ENDCAP LEFT	GALV.
M5ECR	M5ENDCAP RIGHT	GALV.
K4ECL	K4END CAP LEFT	GALV.
K4ECR	K4END CAP RIGHT	GALV.
K5ECL	K5END CAP LEFT	GALV.
K5ECR	K5END CAP RIGHT	GALV.
K6ECL	K6END CAP LEFT	GALV.
K6ECR	K6END CAP RIGTH	GALV.
HR4EC	HALF ROUND END CAP 4"	GALV.
HR5EC	HALF ROUND END CAP 5"	GALV.
HR6EC	HALF ROUND END CAP 6"	GALV.

GUTTER MITERS

M5IM	M-5 MITER INSIDE	GALV.
M5OM	M-5 MITER OUTSIDE	GALV.
K4IM	K4 MITER INSIDE	GALV.
K40M	K4 MITER OUTSIDE	GALV.
K5IM	K5 MITER INSIDE	GALV.
K5OM	K5 MITER OUTSIDE	GALV.
K6IM	K6 MITER INSIDE	GALV.
K6OM	K6 MITER OUTSIDE	GALV.
HR4IM	HR 4" MITER INSIDE	GALV.
HR4OM	HR 4" MITER OUTSIDE	GALV.
HR5I	HR 5" MITER INSIDE	GALV.
HR5OM	HR 5" MITER OUTSIDE	GALV.
HR6IM	HR 6" MITER INSIDE	GALV.
HR6OM	HR 6" MITER OUTSIDE	GALV.

GUTTER HANGERS

HR54CB	HR SINGLE BEAD CROSS BARS 4"	GALV
HR55CB	HR SINGLE BEAD CROSS BARS 5"	GALV
HR6CB	HR SINGLE BEAD CROSS BARS 6"	GALV
HRD4CB	HR DOUBLE BEAD CROSS BARS 4"	GALV
HRD5CB	HR DOUBLE BEAD CROSS BARS 5"	GALV
HRD6CB	HR DOUBLE BEAD CROSS BARS 6"	GALV



PART NO.	DESCRIPTION	FINISH
----------	-------------	--------

GUTTER RODS AND NUTS

GRG	GUTTER RODS 11"	GALV
NTG	HEX NUTS 1/4-20	GALV

GUTTER OUTLETS

G023	GUTTER OUTLET 2X3	GALV.
G034	GUTTER OUTLET 3X4	GALV.
G046	GUTTER OUTLET 4X6	GALV.
G02R	GUTTER OUTLET 2" ROUND	GALV.
G03R	GUTTER OUTLET 3" ROUND	GALV.
G04R	GUTTER OUTLET 4" ROUND	GALV.
G03HR	GUTTER OUTLET 3" HR ROUND	GALV.
G04HR	GUTTER OUTLET 4" HR ROUND	GALV.



GUTTER SPIKES

GS7	GUTTER SPIKE 7" 100	GALV.
GS7B	GUTTER SPIKE 7" BOX 50#	GALV.
GS8	GUTTER SPIKE 8" 100	GALV.
GS8B	GUTTER SPIKE 8" BOX	GALV.
GS9	GUTTER SPIKE 9" 100	GALV.
GS9B	GUTTER SPIKE 9" BOX 50#	GALV.



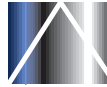
GUTTER FERRULES

GF4	GUTTER FERRULE 4" 100	GALV.
GF5	GUTTER FERRULE 5" 100	GALV.

GUTTER WIRE STRAINERS



GS23	GUTTER STRAINER 2X3	GALV.
GS34	GUTTER STRAINER 3X4	GALV.
GS46	GUTTER STRAINER 4X6	GALV.
GS3	GUTTER STRAINER 3" ROUND	GALV.
GS4	GUTTER STRAINER 4" ROUND	GALV.



PART NO.	DESCRIPTION	GAUGE	FINISH
----------	-------------	-------	--------

DOWNSPOUTS

2 X 3

DS238G	DOWNSPOUT 2X3 10'/20'	28	GALV
DS238B	DOWNSPOUT 2X3 10'/20'	28	BOND
DS236G	DOWNSPOUT 2X3 10'/20'	26	GALV
DS236B	DOWNSPOUT 2X3 10'/20'	26	BOND
DS234G	DOWNSPOUT 2X3 10'/20'	24	GALV
DS234B	DOWNSPOUT 2X3 10'/20'	24	BOND

3 X 4

DS348G	DOWNSPOUT 3X4 10'/20'	28	GALV.
DS348B	DOWNSPOUT 3X4 10'/20'	28	BOND
DS346G	DOWNSPOUT 3X4 10'/20'	26	GALV.
DS346B	DOWNSPOUT 3X4 10'/20'	26	BOND
DS344G	DOWNSPOUT 3X4 10'/20'	24	GALV.
DS344B	DOWNSPOUT 3X4 10'/20'	24	BOND

4 X 6

DS466G	DOWNSPOUT 4X6 10'/20'	26	GALV.
DS466B	DOWNSPOUT 4X6 10'/20'	26	BOND
DS464G	DOWNSPOUT 4X6 10'/20'	24	GALV.
DS464B	DOWNSPOUT 4X6 10'/20'	24	BOND

CONDUCTOR ELBOWS SOLID

CE2G	2" CONDUCTOR ELBOWS SOLID	GALV.
CE2B	2" CONDUCTOR ELBOWS SOLID	BOND
CE3G	3" CONDUCTOR ELBOWS SOLID	GALV.
CE3B	3" CONDUCTOR ELBOWS SOLID	BOND
CE4G	4" CONDUCTOR ELBOWS SOLID	GALV.
CE4B	4" CONDUCTOR ELBOWS SOLID	BOND
CE3C	3" CONDUCTOR ELBOWS SOLID	COPPER
CE4C	4" CONDUCTOR ELBOWS SOLID	COPPER

RECTANGULAR DOWNSPOUT ELBOWS

RE2G	RECT. DOWNSPOUT ELBOW	2X3	GALV.
RE2B	RECT. DOWNSPOUT ELBOW	2X3	BOND.
RE3G	RECT. DOWNSPOUT ELBOW	3X4	GALV.
RE3B	RECT. DOWNSPOUT ELBOW	3X4	BOND.
RE4G	RECT. DOWNSPOUT ELBOW	4X6	GALV.
RE4B	RECT. DOWNSPOUT ELBOW	4X6	BOND.

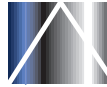


Style A



Style B

PLEASE SPECIFY STYLE "A" OR "B" AND DEGREE 45, 75, OR 90.



PART NO.	DESCRIPTION	GAUGE	FINISH
----------	-------------	-------	--------

ROUND CONDUCTOR PIPE

2" ROUND

CP228G	CONDUCTOR PIPE 2"10'	28	GALV.
CP228B	CONDUCTOR PIPE 2"10'	28	GALV.

3" ROUND

CP330G	CONDUCTOR PIPE 3"10'	30	GALV.
CP328G	CONDUCTOR PIPE 3"10'	28	GALV.
CP328B	CONDUCTOR PIPE 3"10'	28	BOND

4" ROUND

CP430G	CONDUCTOR PIPE 4"10'	30	GALV.
CP428G	CONDUCTOR PIPE 4"10'	28	GALV.
CP428B	CONDUCTOR PIPE 4"10'	28	BOND
CP4268G	CONDUCTOR PIPE 4" 10/20	26	GALV.
CP4268B	CONDUCTOR PIPE 4" 10/20	26	BOND
CP424G	CONDUCTOR PIPE 4" 10/20	24	GALV.
CP424B	CONDUCTOR PIPE 4" 10/20	24	BOND

5" ROUND

CP528G	CONDUCTOR PIPE 5" 10'	28	GALV.
CP528B	CONDUCTOR PIPE 5" 10'	28	BOND
CP5268G	CONDUCTOR PIPE5"10/20	26	GALV.
CP5268B	CONDUCTOR PIPE5"10/20	26	BOND
CP524G	CONDUCTOR PIPE5"10/20	24	GALV.
CP524B	CONDUCTOR PIPE5"10/20	24	BOND

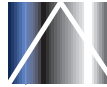
LEADER HEADS

LH23G	LEADER HEADS 2X3		GALV.
LH23B	LEADER HEADS 2X3		BOND
LH34G	LEADER HEADS 3X4		GALV.
LH34B	LEADER HEADS 3X4		BOND
LH4X6	LEADER HEADS 4X6		GALV.
LH4X6B	LEADER HEADS 4X6		BOND

SCUPPERS

SC23G	SCUPPERS 2X3	CENTERED	GALV.
SC23B	SCUPPERS 2X3	CENTERED	BOND
SC34G	SCUPPERS 3X4	CENTERED	GALV.
SC34B	SCUPPERS 3X4	CENTERED	BOND
SC46G	SCUPPERS 4X6	CENTERED	GALV.
SC46B	SCUPPERS 4X6	CENTERED	BOND
SCL23G	SCUPPERS 2X3	LEFT/RIGHT	GALV
SCL23B	SCUPPERS 2X3	LEFT/RIGHT	BOND
SCL34G	SCUPPERS 3X4	LEFT/RIGHT	GALV
SCL34B	SCUPPERS 3X4	LEFT/RIGHT	BOND
SCL46G	SCUPPERS 4X6	LEFT/RIGHT	GALV
SCL46B	SCUPPERS 4X6	LEFT/RIGHT	BOND





A-1 Metal Products Inc.

2707 Supply Avenue
Commerce CA 90040
323-721-3334
www.a1metalproducts.com

TERMS & CONDITIONS

Date: _____ Multiplier: _____ Terms: 2% 10th prox.

Billing cycle is monthly. Cash Discount is 2% 10th prox., net 30 thereafter.

Pricing

Catalog prices are List Price. See your multiplier above. Customer will be notified of any and all discounts by our factory representatives or members of our staff. All prices are subject to change without notice, based on changes in labor and material costs.

Payment

Open account payments are due on the tenth (10th) unless otherwise specified. For customer convenience, our Month ends, but includes the 25th of each preceding month. Therefore, for accounting purposes the new month begins on the 26th of each Month.

Cash on delivery (C.O.D.) sales with seller holding option of requesting pre-payment, cash or certified funds check, if such becomes necessary in seller's judgment.

Late payments are subject to no cash discount and may be charged a late interest charge.

Codes & Specifications

Since codes and ordinances differ from area to area, it is the responsibility of the purchaser to see that all requirements are met pertaining to the particular area.

Purchase Orders

Purchase Orders should be faxed or sent via email with complete list of material. Phone orders should be confirmed via fax or email to avoid confusion and errors.

Shipping

Delivery area includes the following counties: Los Angeles, Riverside, San Bernardino, San Diego and Ventura. Delivery outside these areas is contingent on the dollar amount and/or distance. Notify our sales office within 48 hours of delivery regarding errors, shortages, overages, or damaged material. A-1 will not be held responsible for late deliveries when conditions are beyond our control.

Returned Material

Non-stock or special order items are non-returnable. A 15% restocking charge will be made on all returned items, subject to their being resalable, manufactured by A-1 and approval from our sales office.